


Don't Let Them Walk Alone.



TL-4005HOME DepartAlert™ Anti-Wandering Door System

- Simple Installation
- No Hard Wiring

Installation and Use Instructions

TL-4005HOME DepartAlert™ Anti-Wandering Door System

IMPORTANT INFORMATION: Cordless and Wireless Systems rely on wireless technology which is subject to physical and environmental considerations. Please be aware that the transmitter will not be 100% accurate if it is out of range at any time. It is the end-user's responsibility to make sure that the product is used correctly and within range of each other. Cordless and wireless systems and devices are intended as an adjunct to good caregiving practices and are not a substitute for proper staffing and patient management practices. We recommend that all caregivers receive periodic training in the operation of these systems and that the devices are tested daily. It is important to read and follow the directions.

Read the instructions and Legal Disclaimer.

The Smart Caregiver Corporation devices are designed to be installed by the end user. As such, it is the entire responsibility of the buyer to insure that the system is properly installed and tested. Further, the system is not designed to replace good caregiving practices including, but not limited to:

- A.) Direct patient supervision
- B.) Adequate training for staff personnel for fall prevention and elopement
- C.) Testing of the system before each use

WARNING: The manufacturer does not claim that this device will stop elopement and/or stop falls. This device is designed to augment caregivers' comprehensive resident mobility management program. Failure to comply with the warning may result in injury or death. This device is not suitable for all individuals. Other devices may be required. This device is not a substitute for visual monitoring by a caregiver.

Where permissible, it is the seller's intent to limit any liability for special, consequential or incidental economic damages to refund of the purchase price or replacement of the goods. Seller disclaims any liability for compensatory or other damages arising out of the use of the goods. Limited Warranty: Seller warrants that the goods sold will be free from defects of workmanship and manufacturing, for a warranty period from the date of sale. Other than this limited warranty, seller makes no express or implied warranties. Except for this limited warranty. No express or implied warranties are given and no affirmation of seller, by words or action will constitute a warranty. The goods being purchased are being sold on a "with all faults" basis. The entire risk as to the quality and performance of the goods is with the buyer. Should the goods prove defective following their purchase, the buyer, and not the manufacturer, distributor or retailer, assumes the entire cost of all necessary installation, servicing or repairs.



SMART CAREGIVER CORPORATION

1229 N. McDowell Blvd. Petaluma, CA. 94954 | Tel: (800) 650-3637

csr@smartcaregiver.com | www.smartcaregiver.com

TL-4005HOME DepartAlert™ Anti-Wandering Door System



About The DepartAlert™ Anti-Wandering Door System:

The DepartAlert™ Anti-Wandering System alerts visually and audibly when a resident wearing a wristband transmitter opens the door.

TL-4005HOME CONTENTS:

- 1 Door Alarm Bar (TL-4005)
- 1 Resident Wristband Transmitter (TL-4012)
- 1 Activation / Deactivation Key (RK-01)
- 1 AC Power Adapter (AC-04)
- 1 Caregiver Pager (TL-4005P) (Includes Batteries)
- 1 Magnetic Contact Switch (TL-4024)
- 2 Double Sided Tape Strips
- 1 Wall Mount Reset Button (TL-4014W)
- 5 Wristbands (WB-03)

OPTIONAL ACCESSORIES (Sold Separately):

- Caregiver Pager (TL-4005P)
- * Resident Wristband Transmitter (TL-4012)
- Wristband (WB-03)
- Wall Mount Reset Button (TL-4014W)

*** Wristband Transmitter must be replaced on or before 6 months.**

To meet industry standards, door bars and wristbands should be tested at regular intervals to assure proper functionality. Daily testing recommended.

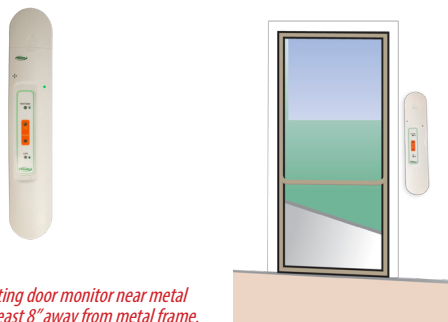
Call Smart Caregiver for assistance at (800) 650-3637

Quick Start Instructions

Need Set-up Help? (800) 650-3637

1 Mount Door Bar to the Wall

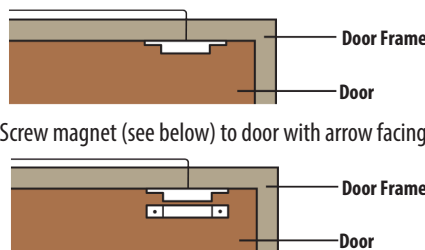
- Peel off backing from adhesives (2) on the back of the door monitor or use mounting screws included. The door bar should be mounted to clean, smooth surfaces.
- Adhere the door bar vertically centered to the outside of either door frame with cords facing up or down (in direction of power source).




2 Mount Magnetic Contact Switch

DOOR BAR SOUNDS WHEN DOOR IS OPENED AND IF A RESIDENT IS WEARING A WRISTBAND WITHIN THE MONITORED FIELD.

- Screw magnetic contact (see below) to underside of door frame with wording facing open door. Lead cord along outside of door frame.
- Screw magnet (see below) to door with arrow facing up.
- Magnetic contact and magnet must align perfectly to function.
- Plug magnetic contact switch cord to male plug attached to door alarm.



3 Power Source



- Plug in AC Adapter to female plug attached to the door alarm.
- Plug in AC Adapter to wall outlet.
- Install 2 AA Batteries in pager.

4 Reset Button


- Mount with provided hardware.
- Must be within 40' of door bar.



5 Activating/Deactivating Wristband Transmitter

To **Activate** TL-4012

- Write start date with permanent marker on back of Wristband Transmitter.
- Place activation key/magnet on the upper right-hand corner of transmitter for 5 seconds.
- When LED light turns off, power on. Remove magnet



To **Deactivate** TL-4012

- Place activation key/magnet on the upper right-hand corner of transmitter until light is solid then remove magnet.
- Once light goes off, immediately place activation key/magnet on upper right hand side of transmitter until light is solid then remove. Light will go off and transmitter is deactivated.

6 Test the System

- Test the range of the door monitor by approaching the door with a resident transmitter making sure that door monitor sounds when the door is opened.
- Turn off door monitor and press Reset Button.
- To reset, wait approx. 20 seconds until **Reset/Pause** light goes off before the system is ready.
- Attach transmitter to resident's wrist with the included strap.



Warning: Door monitor will sound if door is opened and a resident wearing a transmitter is within 5 feet from the door monitor. If the alert is triggered when a transmitter is too close or too far away from door, or if you can pass through door, call for technical assistance.

***Note: If more than one door alarms when loved one activates door, call for programming assistance**

Call Smart Caregiver for assistance at (800) 650-3637

DepartAlert™ Anti-Wandering Door System Operation

System Requirements for Safe Use:

1. The Door Bar will sound audibly and visually if the resident opens the door.
2. If the resident gets within 5 feet of a closed door, door bar will blink.
3. If the resident opens the door without setting off the door alert, please call Smart Caregiver for assistance.
4. **Daily testing recommended.**



Door system comes with pager which will remotely alert when loved one wearing wristband transmitter opens the door. Pager range is up to 300 feet from door and should be tested in your home & yard to ensure signal is received from door bar.

Daily testing recommended

30 Day Money Back Guarantee

Smart Caregiver Wireless Systems have been designed to provide easy installation and operation for the end user. Customers may install this system with the benefit of Smart Caregiver's customer service team. Customers will receive unlimited access time via telephone with our trained technicians, to assist in installing and maintaining their wireless products. **Business Hours:** Monday-Friday 7:00am-3:30pm PST. Closed Saturday and Sunday.

Smart Caregiver will take every effort to resolve customer issues with products through our customer service team, but should an issue arise with a wireless product, our standard Return Policy would then apply in effort to resolve any issue quickly and efficiently.

Smart Caregiver products carry a 30 Day Money Back Guarantee to ensure customer satisfaction. The Anti-Wandering Door Bar System carries a 1 year manufacturer's full warranty of defects. ***Excludes wristband transmitter with 6 month life – must be replaced on or before 6 months.**

***Designed for indoor use. May use outdoors in protected area only**

In the event that the Anti-Wandering Door Bar System needs modification the customer/end user releases Smart Caregiver (hereafter known as Manufacture) from any and all liability for personal injuries (including death), or damages resulting from customer/end user alteration of the Manufacturer's factory settings. All warranties will be voided in the event that the product is modified outside of the instructions/specifications given by the Manufacture at the time of modification.

Wristband Transmitter must be replaced on or before 6 months.

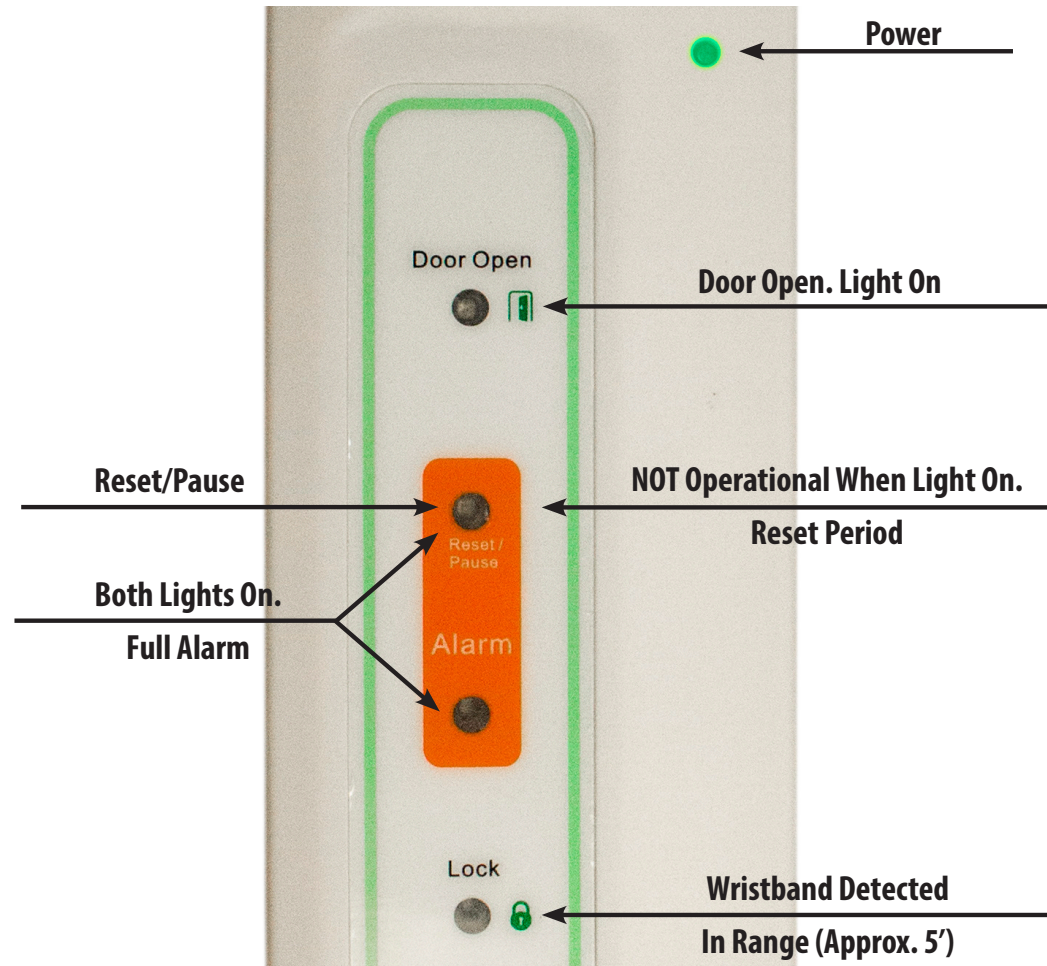
To Re-order:

Item: TL-4012 - Resident Wristband Transmitter, 6 Month Life.

***Note: If more than one door alarms when loved one activates door, call for programming assistance**

Call Smart Caregiver for assistance at (800) 650-3637

Template to Mount Door Bar



Light Function Diagram