

Caregiver Pager TL-2020P



TL-2020
Wireless Economy Fall Prevention Monitor

WIRELESS
SIGNALS



TL-2020P
Caregiver Pager

IMPORTANT INFORMATION: Cordless and Wireless Systems rely on wireless technology which is subject to physical and environmental considerations. Please be aware that the transmitter will not be 100% accurate if it is out of range at any time. It is the end-user's responsibility to make sure that the product is used correctly and within range of each other. Cordless and wireless systems and devices are intended as an adjunct to good caregiving practices and are not a substitute for proper staffing and patient management practices. We recommend that all caregivers receive periodic training in the operation of these systems and that the devices are tested daily. It is important to read and follow the directions.

Read the instructions and Legal Disclaimer.

The Smart Caregiver Corporation devices are designed to be installed by the end user. As such, it is the entire responsibility of the buyer to insure that the system is properly installed and tested. Further, the system is not designed to replace good caregiving practices including, but not limited to:

- A.) Direct patient supervision
- B.) Adequate training for staff personnel for fall prevention and elopement
- C.) Testing of the system before each use

WARNING: The manufacturer does not claim that this device will stop elopement and/or stop falls. This device is designed to augment caregivers' comprehensive resident mobility management program. Failure to comply with the warning may result in injury or death. This device is not suitable for all individuals. Other devices may be required. This device is not a substitute for visual monitoring by a caregiver.

Where permissible, it is the seller's intent to limit any liability for special, consequential or incidental economic damages to refund of the purchase price or replacement of the goods. Seller disclaims any liability for compensatory or other damages arising out of the use of the goods.

Limited Warranty: Seller warrants that the goods sold will be free from defects of workmanship and manufacturing, for a warranty period from the date of sale. Other than this limited warranty, seller makes no express or implied warranties. Except for this limited warranty. No express or implied warranties are given and no affirmation of seller, by words or action will constitute a warranty. The goods being purchased are being sold on a "with all faults" basis. The entire risk as to the quality and performance of the goods is with the buyer. Should the goods prove defective following their purchase, the buyer, and not the manufacturer, distributor or retailer, assumes the entire cost of all necessary installation, servicing or repairs.



Need Set-up Help?

Call one of our friendly Customer Service Representatives at (800) 650-3637



1229 North McDowell Blvd, Petaluma, CA 94954
CSR@smartcaregiver.com | www.smartcaregiver.com
Toll Free: (800) 650-3637

TL-2020P 11-15-22

Caregiver Pager TL-2020P



TL-2020
Wireless Economy Fall Prevention Monitor

WIRELESS
SIGNALS



TL-2020P
Caregiver Pager

IMPORTANT INFORMATION: Cordless and Wireless Systems rely on wireless technology which is subject to physical and environmental considerations. Please be aware that the transmitter will not be 100% accurate if it is out of range at any time. It is the end-user's responsibility to make sure that the product is used correctly and within range of each other. Cordless and wireless systems and devices are intended as an adjunct to good caregiving practices and are not a substitute for proper staffing and patient management practices. We recommend that all caregivers receive periodic training in the operation of these systems and that the devices are tested daily. It is important to read and follow the directions.

Read the instructions and Legal Disclaimer.

The Smart Caregiver Corporation devices are designed to be installed by the end user. As such, it is the entire responsibility of the buyer to insure that the system is properly installed and tested. Further, the system is not designed to replace good caregiving practices including, but not limited to:

- A.) Direct patient supervision
- B.) Adequate training for staff personnel for fall prevention and elopement
- C.) Testing of the system before each use

WARNING: The manufacturer does not claim that this device will stop elopement and/or stop falls. This device is designed to augment caregivers' comprehensive resident mobility management program. Failure to comply with the warning may result in injury or death. This device is not suitable for all individuals. Other devices may be required. This device is not a substitute for visual monitoring by a caregiver.

Where permissible, it is the seller's intent to limit any liability for special, consequential or incidental economic damages to refund of the purchase price or replacement of the goods. Seller disclaims any liability for compensatory or other damages arising out of the use of the goods.

Limited Warranty: Seller warrants that the goods sold will be free from defects of workmanship and manufacturing, for a warranty period from the date of sale. Other than this limited warranty, seller makes no express or implied warranties. Except for this limited warranty. No express or implied warranties are given and no affirmation of seller, by words or action will constitute a warranty. The goods being purchased are being sold on a "with all faults" basis. The entire risk as to the quality and performance of the goods is with the buyer. Should the goods prove defective following their purchase, the buyer, and not the manufacturer, distributor or retailer, assumes the entire cost of all necessary installation, servicing or repairs.



Need Set-up Help?

Call one of our friendly Customer Service Representatives at (800) 650-3637



1229 North McDowell Blvd, Petaluma, CA 94954
CSR@smartcaregiver.com | www.smartcaregiver.com
Toll Free: (800) 650-3637

TL-2020P 11-15-22

Caregiver Pager

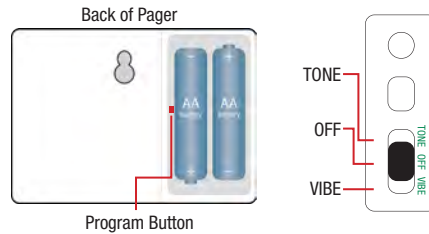
TL-2020P

- 90 Day Warranty

1 Set Up Pager

A. Slide back cover off and install two “AA” batteries. Fresh batteries ensure best performance. (Rechargeable NOT recommended)

B. Turn pager to TONE or VIBE



2 Set Up with TL-2020 Wireless Economy Fall Monitor

When purchased with the TL-2020 Wireless Economy Fall Monitor, your TL-2020P Pager has been pre-programmed and is ready to use.

The TL-2020 Pager is able to communicate up to 300 feet away from the monitor. The actual distance may vary and is dependent on the environment. Test the actual range in your home/building prior to putting the system into service and always keep the pager located within the wireless range.



3 Test the system - Wireless Economy Fall Monitor and Pager

The TL-2020P Pager and the Wireless Economy Fall Monitor will both alert when pressure is removed by a sensor pad or when call button is pressed by a sensor pad or when call button is pressed. The Pager will continue to alert until pressure is re-applied to bed or chair pad or call button on the Wireless Economy Fall Prevention Monitor is pressed. When call button is pressed for assistance, the Pager will only chime two times. Pager will only alert if within the wireless range.

STOP


STOP

Programming the TL-2020P

1. Set pager to TONE or VIBE.
2. Remove battery cover.
3. Insert batteries into pager.
4. Using small flat head screwdriver, press and hold Program Button until green light on front of pager is solid, then release.
5. Press and release Call Button on TL-2020 Wireless Fall Monitor.
6. Using small flat head screwdriver, press and quickly release program button.
7. Green light on pager will go off.
8. Programming complete.

Test before putting into use.

Contact Smart Caregiver for programming assistance. (800) 650-3637



**IMPORTANT: The end user is responsible for testing system at its furthest range of use. Maximum Range is 300* feet.*

Caregiver Pager

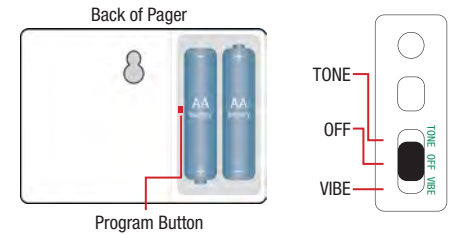
TL-2020P

- 90 Day Warranty

1 Set Up Pager

A. Slide back cover off and install two “AA” batteries. Fresh batteries ensure best performance. (Rechargeable NOT recommended)

B. Turn pager to TONE or VIBE



2 Set Up with TL-2020 Wireless Economy Fall Monitor

When purchased with the TL-2020 Wireless Economy Fall Monitor, your TL-2020P Pager has been pre-programmed and is ready to use.

The TL-2020 Pager is able to communicate up to 300 feet away from the monitor. The actual distance may vary and is dependent on the environment. Test the actual range in your home/building prior to putting the system into service and always keep the pager located within the wireless range.



3 Test the system - Wireless Economy Fall Monitor and Pager

The TL-2020P Pager and the Wireless Economy Fall Monitor will both alert when pressure is removed by a sensor pad or when call button is pressed by a sensor pad or when call button is pressed. The Pager will continue to alert until pressure is re-applied to bed or chair pad or call button on the Wireless Economy Fall Prevention Monitor is pressed. When call button is pressed for assistance, the Pager will only chime two times. Pager will only alert if within the wireless range.

STOP


STOP

Programming the TL-2020P

1. Set pager to TONE or VIBE.
2. Remove battery cover.
3. Insert batteries into pager.
4. Using small flat head screwdriver, press and hold Program Button until green light on front of pager is solid, then release.
5. Press and release Call Button on TL-2020 Wireless Fall Monitor.
6. Using small flat head screwdriver, press and quickly release program button.
7. Green light on pager will go off.
8. Programming complete.

Test before putting into use.

Contact Smart Caregiver for programming assistance. (800) 650-3637



**IMPORTANT: The end user is responsible for testing system at its furthest range of use. Maximum Range is 300* feet.*