

Quick Start Instructions

433-NC

1. Open Call Button

Use a flat head screwdriver to pop call button open from slot on bottom. (See Figure 1)

2. Install one 12V/23A Battery

(See Figure 2)

3. Attach Lanyard

Place loop in bottom of lanyard over pin at the top of the call button. (See Figure 3) While holding lanyard in place, snap call button back together.

4. Mounting

Call button may be mounted using the screws or double sided tape provided.

5. Test


Press call button. Red light at the top of call button should illuminate.



(Figure 1)



(Figure 2)



(Figure 3)



Yellow = Activated
Red = Low Battery

Must be programmed to 433-CMU or 433-EC

Not waterproof or water resistant.

***Exposure to moisture for long periods of time is not recommended**



Fall Prevention by Smart Caregiver
(800) 650-3637 | www.smartcaregiver.com

Quick Start Instructions

433-NC

1. Open Call Button

Use a flat head screwdriver to pop call button open from slot on bottom. (See Figure 1)

2. Install one 12V/23A Battery

(See Figure 2)

3. Attach Lanyard

Place loop in bottom of lanyard over pin at the top of the call button. (See Figure 3) While holding lanyard in place, snap call button back together.

4. Mounting

Call button may be mounted using the screws or double sided tape provided.

5. Test


Press call button. Red light at the top of call button should illuminate.



(Figure 1)



(Figure 2)



(Figure 3)



Yellow = Activated
Red = Low Battery

Must be programmed to 433-CMU or 433-EC

Not waterproof or water resistant.

***Exposure to moisture for long periods of time is not recommended**



Fall Prevention by Smart Caregiver
(800) 650-3637 | www.smartcaregiver.com

Quick Start Instructions

433-NC

1. Open Call Button

Use a flat head screwdriver to pop call button open from slot on bottom. (See Figure 1)

2. Install one 12V/23A Battery

(See Figure 2)

3. Attach Lanyard

Place loop in bottom of lanyard over pin at the top of the call button. (See Figure 3) While holding lanyard in place, snap call button back together.

4. Mounting

Call button may be mounted using the screws or double sided tape provided.

5. Test


Press call button. Red light at the top of call button should illuminate.



(Figure 1)



(Figure 2)



(Figure 3)



Yellow = Activated
Red = Low Battery

Must be programmed to 433-CMU or 433-EC

Not waterproof or water resistant.

***Exposure to moisture for long periods of time is not recommended**



Fall Prevention by Smart Caregiver
(800) 650-3637 | www.smartcaregiver.com

433-NC

IMPORTANT INFORMATION: Cordless and Wireless Systems rely on wireless technology which is subject to physical and environmental considerations. Please be aware that the transmitter will not be 100% accurate if it is out of range at any time. It is the end-user's responsibility to make sure that the product is used correctly and within range of each other. Cordless and wireless systems and devices are intended as an adjunct to good caregiving practices and are not a substitute for proper staffing and patient management practices. We recommend that all caregivers receive periodic training in the operation of these systems and that the devices are tested daily. It is important to read and follow the directions.

[Read the instructions and Legal Disclaimer.](#)

The Smart Caregiver Corporation devices are designed to be installed by the end user. As such, it is the entire responsibility of the buyer to insure that the system is properly installed and tested. Further, the system is not designed to replace good caregiving practices including, but not limited to:

- A.) Direct patient supervision
- B.) Adequate training for staff personnel for fall prevention and elopement
- C.) Testing of the system before each use

WARNING: The manufacturer does not claim that this device will stop elopement and/or stop falls. This device is designed to augment caregivers' comprehensive resident mobility management program. Failure to comply with the warning may result in injury or death. This device is not suitable for all individuals. Other devices may be required. This device is not a substitute for visual monitoring by a caregiver.

Where permissible, it is the seller's intent to limit any liability for special, consequential or incidental economic damages to refund of the purchase price or replacement of the goods. Seller disclaims any liability for compensatory or other damages arising out of the use of the goods.

Limited Warranty: Seller warrants that the goods sold will be free from defects of workmanship and manufacturing, for a warranty period from the date of sale. Other than this limited warranty, seller makes no express or implied warranties. Except for this limited warranty. No express or implied warranties are given and no affirmation of seller, by words or action will constitute a warranty. The goods being purchased are being sold on a "with all faults" basis. The entire risk as to the quality and performance of the goods is with the buyer. Should the goods prove defective following their purchase, the buyer, and not the manufacturer, distributor or retailer, assumes the entire cost of all necessary installation, servicing or repairs.



Fall Prevention by Smart Caregiver
(800) 650-3637 | www.smartcaregiver.com

433-NC

IMPORTANT INFORMATION: Cordless and Wireless Systems rely on wireless technology which is subject to physical and environmental considerations. Please be aware that the transmitter will not be 100% accurate if it is out of range at any time. It is the end-user's responsibility to make sure that the product is used correctly and within range of each other. Cordless and wireless systems and devices are intended as an adjunct to good caregiving practices and are not a substitute for proper staffing and patient management practices. We recommend that all caregivers receive periodic training in the operation of these systems and that the devices are tested daily. It is important to read and follow the directions.

[Read the instructions and Legal Disclaimer.](#)

The Smart Caregiver Corporation devices are designed to be installed by the end user. As such, it is the entire responsibility of the buyer to insure that the system is properly installed and tested. Further, the system is not designed to replace good caregiving practices including, but not limited to:

- A.) Direct patient supervision
- B.) Adequate training for staff personnel for fall prevention and elopement
- C.) Testing of the system before each use

WARNING: The manufacturer does not claim that this device will stop elopement and/or stop falls. This device is designed to augment caregivers' comprehensive resident mobility management program. Failure to comply with the warning may result in injury or death. This device is not suitable for all individuals. Other devices may be required. This device is not a substitute for visual monitoring by a caregiver.

Where permissible, it is the seller's intent to limit any liability for special, consequential or incidental economic damages to refund of the purchase price or replacement of the goods. Seller disclaims any liability for compensatory or other damages arising out of the use of the goods.

Limited Warranty: Seller warrants that the goods sold will be free from defects of workmanship and manufacturing, for a warranty period from the date of sale. Other than this limited warranty, seller makes no express or implied warranties. Except for this limited warranty. No express or implied warranties are given and no affirmation of seller, by words or action will constitute a warranty. The goods being purchased are being sold on a "with all faults" basis. The entire risk as to the quality and performance of the goods is with the buyer. Should the goods prove defective following their purchase, the buyer, and not the manufacturer, distributor or retailer, assumes the entire cost of all necessary installation, servicing or repairs.



Fall Prevention by Smart Caregiver
(800) 650-3637 | www.smartcaregiver.com

433-NC

IMPORTANT INFORMATION: Cordless and Wireless Systems rely on wireless technology which is subject to physical and environmental considerations. Please be aware that the transmitter will not be 100% accurate if it is out of range at any time. It is the end-user's responsibility to make sure that the product is used correctly and within range of each other. Cordless and wireless systems and devices are intended as an adjunct to good caregiving practices and are not a substitute for proper staffing and patient management practices. We recommend that all caregivers receive periodic training in the operation of these systems and that the devices are tested daily. It is important to read and follow the directions.

[Read the instructions and Legal Disclaimer.](#)

The Smart Caregiver Corporation devices are designed to be installed by the end user. As such, it is the entire responsibility of the buyer to insure that the system is properly installed and tested. Further, the system is not designed to replace good caregiving practices including, but not limited to:

- A.) Direct patient supervision
- B.) Adequate training for staff personnel for fall prevention and elopement
- C.) Testing of the system before each use

WARNING: The manufacturer does not claim that this device will stop elopement and/or stop falls. This device is designed to augment caregivers' comprehensive resident mobility management program. Failure to comply with the warning may result in injury or death. This device is not suitable for all individuals. Other devices may be required. This device is not a substitute for visual monitoring by a caregiver.

Where permissible, it is the seller's intent to limit any liability for special, consequential or incidental economic damages to refund of the purchase price or replacement of the goods. Seller disclaims any liability for compensatory or other damages arising out of the use of the goods.

Limited Warranty: Seller warrants that the goods sold will be free from defects of workmanship and manufacturing, for a warranty period from the date of sale. Other than this limited warranty, seller makes no express or implied warranties. Except for this limited warranty. No express or implied warranties are given and no affirmation of seller, by words or action will constitute a warranty. The goods being purchased are being sold on a "with all faults" basis. The entire risk as to the quality and performance of the goods is with the buyer. Should the goods prove defective following their purchase, the buyer, and not the manufacturer, distributor or retailer, assumes the entire cost of all necessary installation, servicing or repairs.



Fall Prevention by Smart Caregiver
(800) 650-3637 | www.smartcaregiver.com